



**Flex Series**

**S-FLEX 6 II · 355-375W**  
MWT Mono PERC Flexible Module

**22.1%**

Module efficiency up to 22.1%

### Features



#### Light, Thin design

5.7kg weight, 2.5mm thickness, match various requirements for low-load projects



#### Ultra Flexible

Ultra-thin silicon wafers with advanced organic polymer encapsulation materials, minimum bending radius reach 0.30m, fit all kinds of curved surface perfectly



#### Customizable

Customized design for different scenarios



#### Convenient Installation

Easy installation and convenient transportation with lower cost



#### High Efficiency And Reliability

Busbar-free design increases cell conversion efficiency, more power output can be achieved at low irradiance conditions



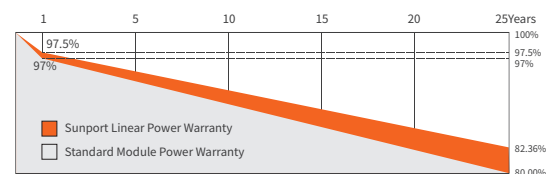
#### Lead Free

Eco-friendly PV design achieves lead-free MWT module without soldering materials

### Reinsurance Coverage for 25 Years



Insured by **LLOYD'S**



※ 1st year degradation less than 2.5%, 25 years power output 82.36% guaranteed.

### Comprehensive Qualifications & Certifications

- ★ ISO 9001: 2015 Quality Management System
- ★ ISO 14001: 2015 Environment Management System

- ★ ISO 45001: 2018 Occupation Health Safety Management System



**Jiangsu Sunport Power Corp., Ltd**

Add: No.20, Xishi Road, Xinwu District, Wuxi, China 214028

Email: [info@sunportpower.com](mailto:info@sunportpower.com)

Web: [www.sunportpower.com](http://www.sunportpower.com)

Balerina-GreenEnergy s.r.o.  
Přestavlká 1447  
295 01 Mnichovo Hradiště  
Česká republika

Tel.: 326 773 391  
E-mail: [info@balerina-greenenergy.cz](mailto:info@balerina-greenenergy.cz)  
[www.balerina-greenenergy.cz](http://www.balerina-greenenergy.cz)





## Electrical Characteristics at Standard Test Conditions(STC)

Spec/Model	Unit	SPP355NHES	SPP360NHES	SPP365NHES	SPP370NHES	SPP375NHES
Max-Power(Pm)	W	355	360	365	370	375
Power Tolerance	W			0~5%		
Max-Power Voltage(Vm)	V	34.6	34.8	35.0	35.2	35.4
Max-Power Current(I <sub>m</sub> )	A	10.27	10.36	10.44	10.52	10.60
Open-Circuit Voltage(Voc)	V	42.5	42.7	42.9	43.1	43.3
Short-Circuit Current(I <sub>sc</sub> )	A	10.76	10.85	10.94	11.02	11.09
Effective Module Efficiency(η <sub>m</sub> )	%	20.9	21.2	21.5	21.8	22.1

STC: AM=1.5, Irradiation 1000W/m<sup>2</sup>, Module Temperature 25°C Power Tolerance ±3%

## Electrical Characteristics at Nominal Module Operating Temperature (NMOT)

Spec/Model	Unit	SPP355NHES	SPP360NHES	SPP365NHES	SPP370NHES	SPP375NHES
Max-Power(Pm)	W	267	271	275	279	283
Max-Power Voltage(Vm)	V	32.7	32.9	33.1	33.3	33.5
Max-Power Current(I <sub>m</sub> )	A	8.17	8.25	8.32	8.39	8.46
Open-Circuit Voltage(Voc)	V	39.8	40.0	40.2	40.4	40.6
Short-Circuit Current(I <sub>sc</sub> )	A	8.68	8.75	8.81	8.88	8.95

NMOT: Irradiation 800W/m<sup>2</sup>, Ambient temperature 20°C, Wind Speed 1m/s

## Temperature Coefficient

Nominal Module Operating Temperature	43±2°C
Temperature coefficient of P <sub>max</sub>	-0.36%/°C
Temperature coefficient of Voc	-0.28%/°C
Temperature coefficient of I <sub>sc</sub>	0.06%/°C

## Operating Conditions

Max. system voltage	DC1500V(IEC)
Max. series fuse rating	18A
Operating temperature range	-40°C~+85°C

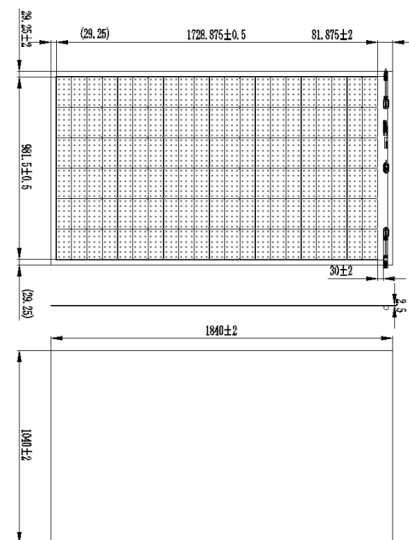
## Mechanical Characteristics

Installation Module Dimension (L×W×H)	1840mmx1040mmx2.5mm
Weight	5.7 kg
Back material	Back Sheet(white)
Cell (quantity / material / type / dimensions)	126(21x6) / Mono / Half-cell
Encapsulant	POE
Frame	None
Junction box(Protection degree)	IP68
Cable (length/cross-section area)	Customizable / 4mm <sup>2</sup>
Connector	MC4 Compatible
Bending radius	0.3m

## Package

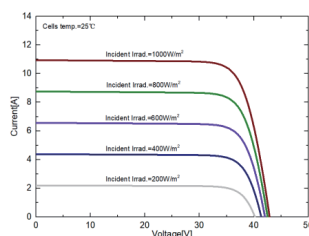
Transportation	Container Size	Quantity(pcs)	Quantity(per pallet)
Container	40' HQ	1104	46

## Module Size

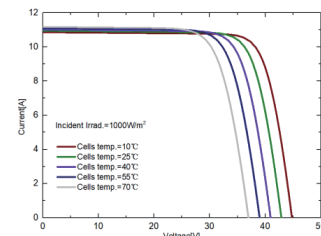


## I-V Curve

I-V Curves of SPP365NHES at different irradiance



I-V Curves of SPP365NHES at different cell temperature



Sunport Power reserves the sole right of interpretation.

Version No. EN SPP202204

